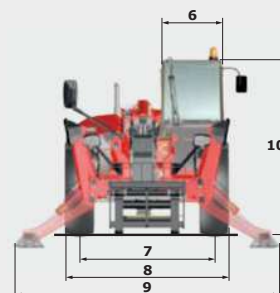
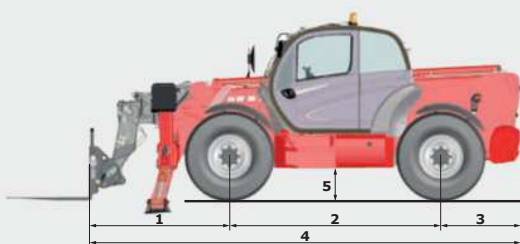


MT1840

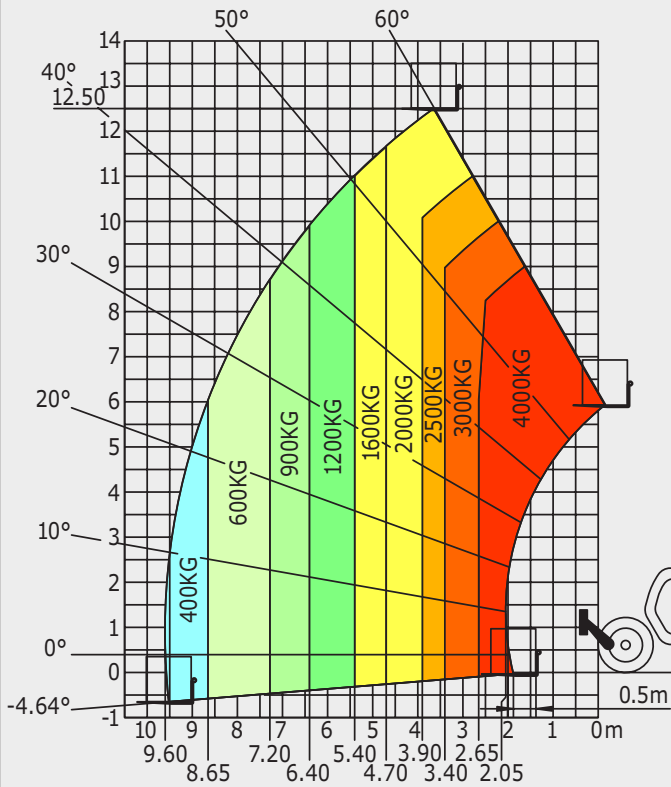


	MT 1840	MT 1840 A	MT 1840 H	MT 1840 HA
Lifting				
Max. capacity			4000 kg	
Max. lifting height			17.55 m	
Max. outreach			13.08 m	
Break-out force with bucket			7900 daN	
Unladen time				
Lifting	17.3 secs	18.0 secs	17.3 secs	18.0 secs
Lowering	12.7 secs	14.4 secs	12.7 secs	14.4 secs
Extension	16.1 secs	17.9 secs	16.1 secs	17.9 secs
Retraction	15.6 secs	16.5 secs	15.6 secs	16.5 secs
Crowd			5 secs	
Dump			4 secs	
Tyres			440/80-24	
Braking				
Service brake		oil immersed multi-disc braking on front/rear axles		
Parking brake		automatic negative handbrake		
Engine				
Type		PERKINS - STAGE 3B		
Cubic capacity		854E-E34TA		
Power		3400 cm ³		
Max. torque		102 HP/75 kW		
Injection		420 Nm - 1400 rpm		
Cooling		direct		
Laden drawbar pull	10300 daN		7300 daN	
Transmission	torque converter 4 wheel drive		hydrostatic 4 wheel drive	
Reversing shift		electrohydraulic control		
Number of gears (forward/reverse)	4/4		3/3	
Max. travel speed (may vary according to applicable regulations)		25 kph or 35 kph		
Steering mode		4 wheel steer - 3 steering modes		
Controls				
		JSM® Joystick multi - function load limiter cut off system - EN15000 Norm		
Hydraulics				
Pump		gear type with flow splitter - 170 l/min - 270 bar		
Capacities				
Hydraulic oil		135 l		
Fuel		140 l		
Unladen weight (with forks)	11700 kg	12400 kg	11300 kg	12000 kg
Dimensions				
1. Front wheel centre to carriage		2.04 m		
2. Wheelbase		3.07 m		
3. Rear wheel centre to rear face		1.16 m		
4. Overall length to carriage		6.27 m		
5. Ground clearance		0.42 m		
6. Overall width of cab		0.89 m		
7. Inside tyre width		1.96 m		
8. Overall width		2.42 m		
9. Overall width (stabilizers lowered)		3.79 m		
10. Overall height		2.50 m		
Standard forks (length x width x thickness)		1200 x 125 x 50 mm		
Turning radius (over tyres)		4.01 m		
Frame levelling		+/- 9°		
Carriage rotation (crowd/dump)		12°/114°		
Noise and vibration				
Noise at driving position (LpA)		82 dB		
Environmental noise (LwA)		106 dB		
Vibration to whole hand/arm		<2.5 m/s ²		

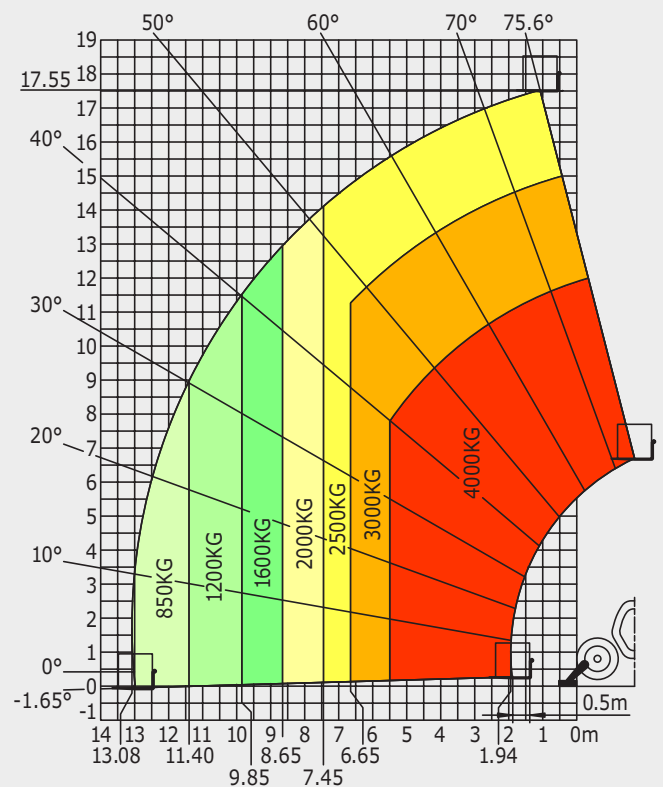


Rough terrain load chart standard EN1459 B

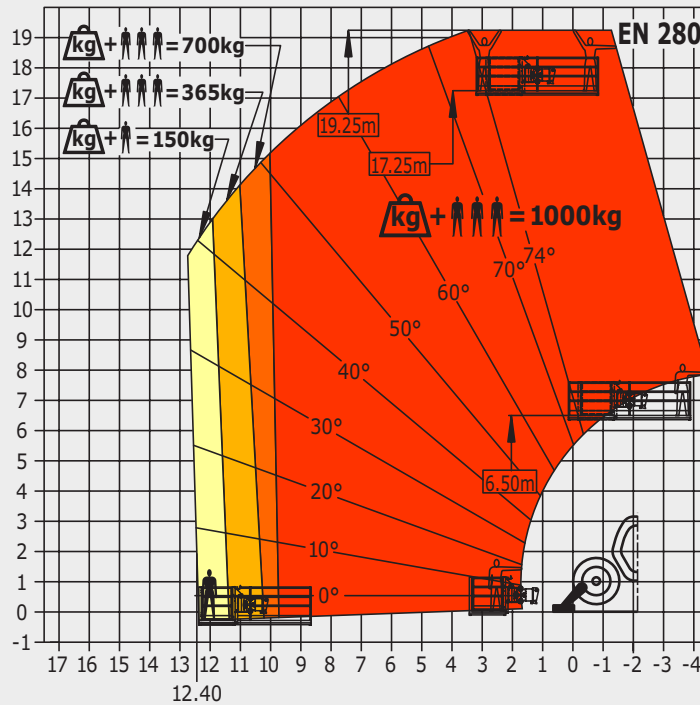
Machine on tyres with forks



Machine on stabilizers with forks



Machine on stabilizers with platform (MT 1840 A and MT 1840 HA versions)



This brochure describes versions and configuration options for Manitou products which may be fitted with different equipment. The equipment described in this brochure may be standard, optional or not available depending on version. Manitou reserves the right to change the specifications shown and described at any time and without prior warning. The manufacturer is not liable for the specifications given. For more information, contact your Manitou dealer. Non-contractual document. Product descriptions may differ from actual products. List of specifications is not comprehensive. The logos and visual identity of the company are the property of Manitou and may not be used without authorisation. All rights reserved. The photos and diagrams contained in this brochure are provided for information only.

MANITOU BF SA - Limited company with board of directors - Share capital: 39,547,824 euros - 857 802 508 RCS Nantes

